

Committee:	Date:
The City Bridge Trust Committee	25 September 2014
Subject: Grant Applications Statistical Report	Public
Report of: Chief Grants Officer	For information
Summary	
<p>This paper summarises applications received and action taken under your grants programmes in 2014/15. 76 applications will be dealt with at today's meeting, including 43 grant recommendations and 10 grants to be noted as approved by delegated authority for a total recommended sum of £4,713,100.</p> <p>At your July meeting officers reported there was £9,907,549 remaining on the grants budget for 2014/15. Since then, the Chamberlain in consultation with the Chairman and Deputy Chairman of the Resource Allocation Sub-Committee has approved the carry forward into 2014/15 of the £3,536,000 remaining from your 2013/14 grants budget. Together with £3,350 of grants written-back or revoked since the July meeting, your remaining grants budget for 2014/15 has increased to £13,446,899.</p> <p>Assuming today's recommendations are approved you will close the meeting with £8,733,799 remaining on your grants budget for 2014/15.</p> <p>Recommendations</p> <p>Members are asked to:</p> <ul style="list-style-type: none"> • Note the report 	

Main Report

Background

- 1.1 This paper summarises action taken in 2014/15 on grant applications received under your Investing in Londoners grants programmes. It charts overall spend against your current year grants budget, grants made by programme outcomes, action taken on applications received and a summary of today's recommendations. City Bridge Trust Committee will also receive a 6 monthly statistical report which will provide more detail of the trends seen over the year.
- 1.2 City Bridge Trust grants are awarded in line with your policy guidance which includes the priorities and exclusions that were ratified for the Trust by the Court of Common Council, in July 2013.

Grants budget 2014/15

- 2.1 76 applications will be dealt with at today's meeting of which 43 are recommended for a grant and 10 are to be noted as approved by delegated

authority, for a total recommended sum of £4,713,100. The implications of today's recommendations are shown in Table 1 against the original grants budget for 2014/15.

- 2.2 If you agree the applications recommended for a grant today you will have spent 53% of your 2014/15 grants budget, leaving £8,733,799 unspent on your grants budget for 2014/5. The target in the Business Plan is to spend 40% of the grants budget by and including your September meeting.

Table 1: Overall spend against 2014/15 budget

	Grants budget	Grants spend	% spend of annual budget
Original Grants Budget	£14,950,000		
Carry Forward from 2013/14	£3,536,000		
Write-Backs & Revocations	£94,989		
Total Budget Available	£18,580,989		

Previous committee meetings			
April 2014		£1,372,410	7%
May 2014		£1,293,050	7%
June 2014		£984,330	5%
July 2014		£1,484,300	8%
Sub-total approved spend		£5,134,090	28%
Remaining budget	£13,446,899		

Today's recommendations			
Sept 2014		£4,713,100	25%
Total annual spend		£9,847,190	53%
Remaining budget		£8,733,799	47%

Additional funding for employability initiative agreed Nov 12	£1,000,000		
		£1,000,000	
Balance of additional funding			£0

Grants made by outcome area this financial year

- 3.1 Table 2 shows the breakdown of grants awarded this financial year by outcome area under your Investing in Londoners grant programmes. Charts 1

and 2 show the proportion of grants awarded, including today's recommendations, by outcomes area. Chart 1 is based on the number of grants awarded and Chart 2 is based on the value of grants awarded.

Table 2: Grant approvals by outcome area (Investing in Londoners)

Fund/Program	Number of grants			Value of grants		
	Year to date	Today's meeting	Total	Year to date	Today	Total
English for Speakers of Other Languages	2	2	4	£104,300	£85,800	£190,100
Improving Londoner's mental health	7	7	14	£637,000	£582,300	£1,219,300
Improving London's environment	2	4	6	£165,450	£306,700	£472,150
Making London more inclusive	11	5	16	£753,550	£578,300	£1,331,850
Making London more inclusive - access audit	5	3	8	£20,680	£11,600	£32,280
Making London safer	3	2	5	£307,900	£330,000	£637,900
Older Londoners	5	9	14	£251,310	£940,400	£1,191,710
Reducing poverty	6	7	13	£693,300	£587,000	£1,280,300
Resettlement and rehabilitation of offenders	5	0	5	£561,200	£0	£561,200
Strengthening London's voluntary sector	8	5	13	£856,450	£718,400	£1,574,850
Arts apprenticeships	3	3	6	£10,000	£6,000	£16,000
Eco-audits	8	1	9	£20,200	£3,000	£23,200
Strategic initiatives	6	5	11	£499,250	£563,600	£1,062,850
Exceptional grants	0	0	0	£0	£0	£0
Grand total	71	53	124	£4,880,590	£4,713,100	£9,593,690*

*Please note that £253,500 was also awarded this year for Working with Londoners programmes – these are not included in the above but are included in your overall 2014/15 spend.

Chart 1: % grants awarded by outcome area this financial year (by number of grants)

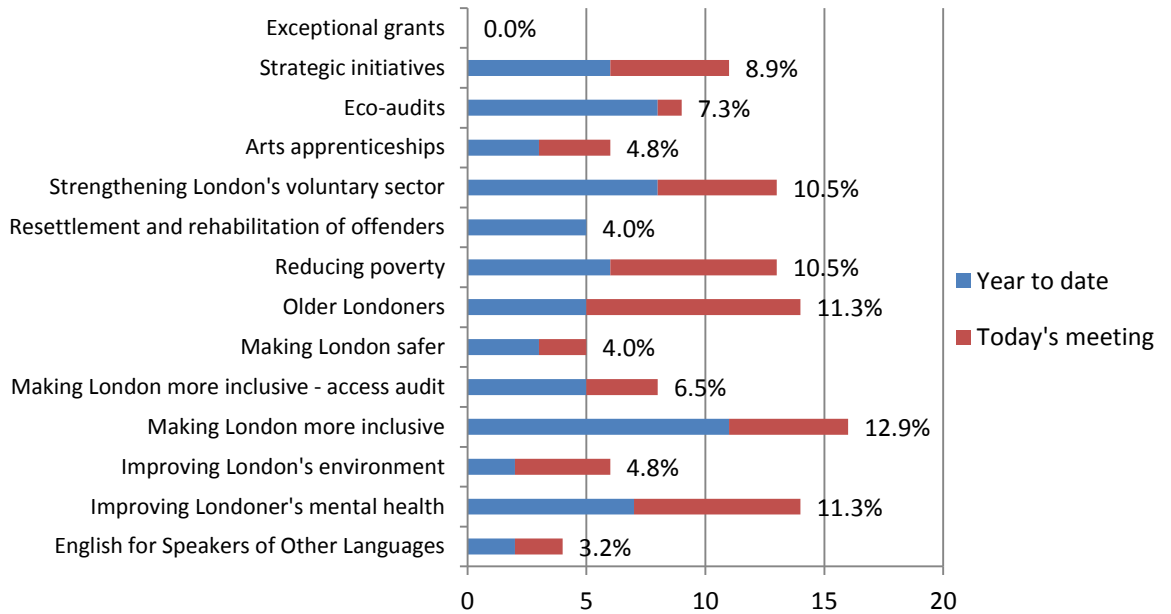
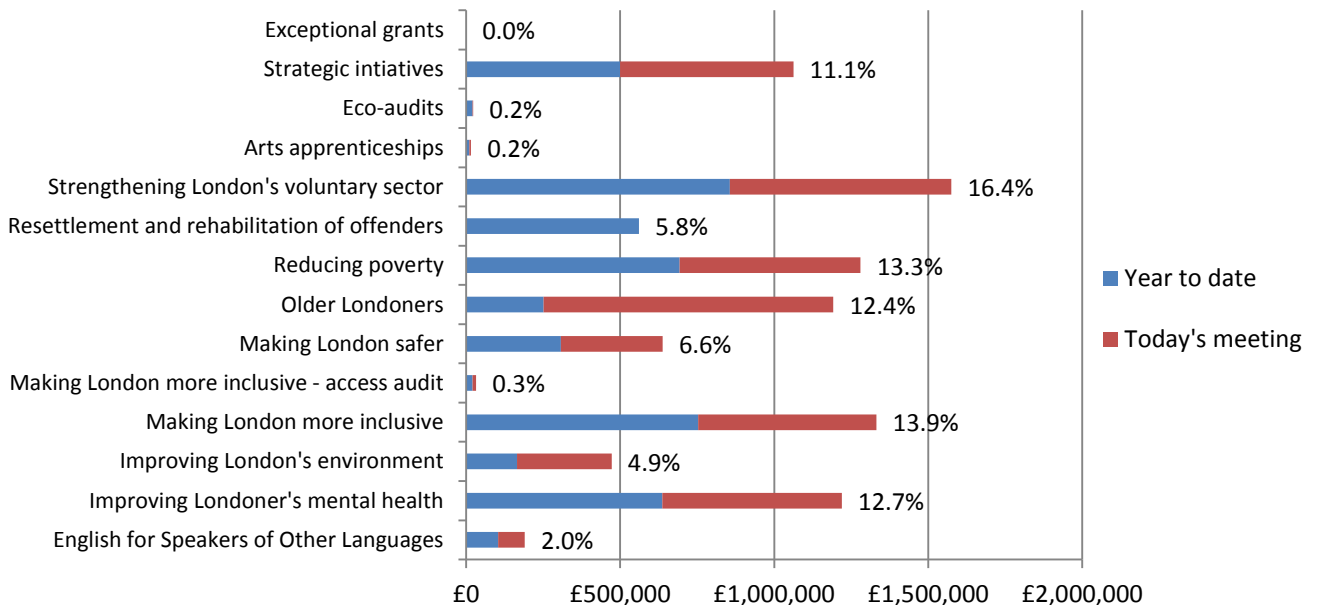


Chart 2: % grants awarded by outcome area this financial year (by grant amount)

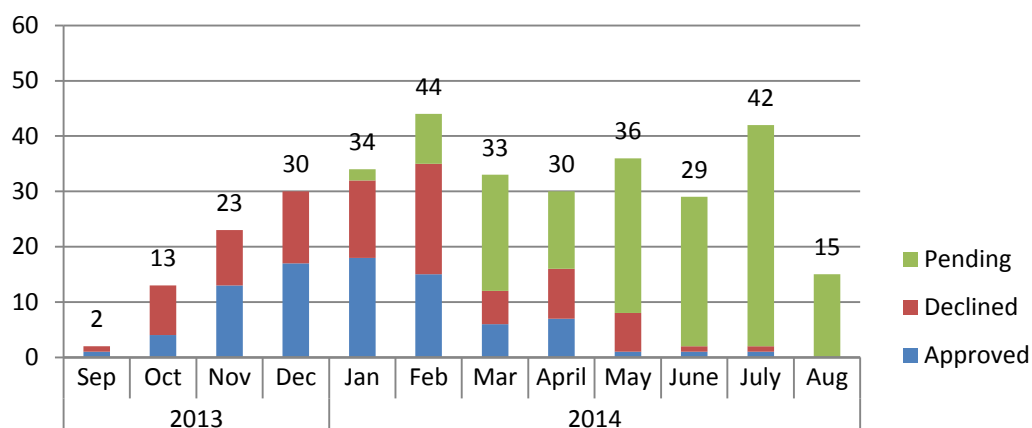


- 3.2 Your Making London More Inclusive programme has attracted the highest number of awarded grants, followed by Older Londoners and Improving Londoner's Mental Health. The number of awarded grants may reflect the established nature of these programmes and the multiple priorities under which organisations can apply. You supported similar activity under your previous Working with Londoner's programmes. Your Strengthening London's Voluntary Sector and Reducing Poverty programmes continue to receive high numbers of strong applications resulting in a greater proportion of grants awarded
- 3.3 Your English for Speakers of Other Languages programme has seen the smallest number of grants awarded and a comparatively lower proportion of grant amount. This is probably a consequence of your current criteria being more focused than previously (under Working with Londoners) and on a new requirement that tutors hold a recognised qualification. Officers will monitor the situation and consider whether adjustments are needed to the programme guidelines in due course, although your current emphasis on supporting better quality provision is not necessarily a bad thing.
- 3.4 You will notice that the greatest amount of funding has been awarded under Strengthening Londoner's Voluntary Sector. This reflects the relatively large value of each individual award.
- 3.5 The value of grants (including pending proposals for decision today) under Making London More Inclusive, Reducing Poverty, Older Londoners, and Improving Londoner's Mental Health represent more than half your programme spend to date. The proportion of grants awarded as strategic initiatives is comparatively high reflecting a focus on more strategic work at the beginning of the financial year.

Applications received since the launch of Investing in Londoners in 2013

- 4.1 Chart 3 shows the number of applications received by month and the action taken (excluding strategic initiatives and partnership programmes) since the launch of Investing in Londoners in September 2013. Please note that applications for decision at today's meeting are still classified as 'pending'. Application numbers grew in the first 6 months with a peak of 44 applications received in February. This is similar to the previous year, possibly due to organisations aiming to submit applications before the start of their new financial year. Application numbers dipped in June but reached a high of 42 in July which may reflect greater awareness of your programmes over time and a keenness of organisations to submit applications before the summer break. Applications received fell to 15 in August, which is traditionally a quiet time for fundraising.
- 4.2 Members will note that the proportion of applications rejected has declined since April. The Trust is receiving fewer proposals for work outside its programme priorities, and officers have noted an increase in the quality of applications.

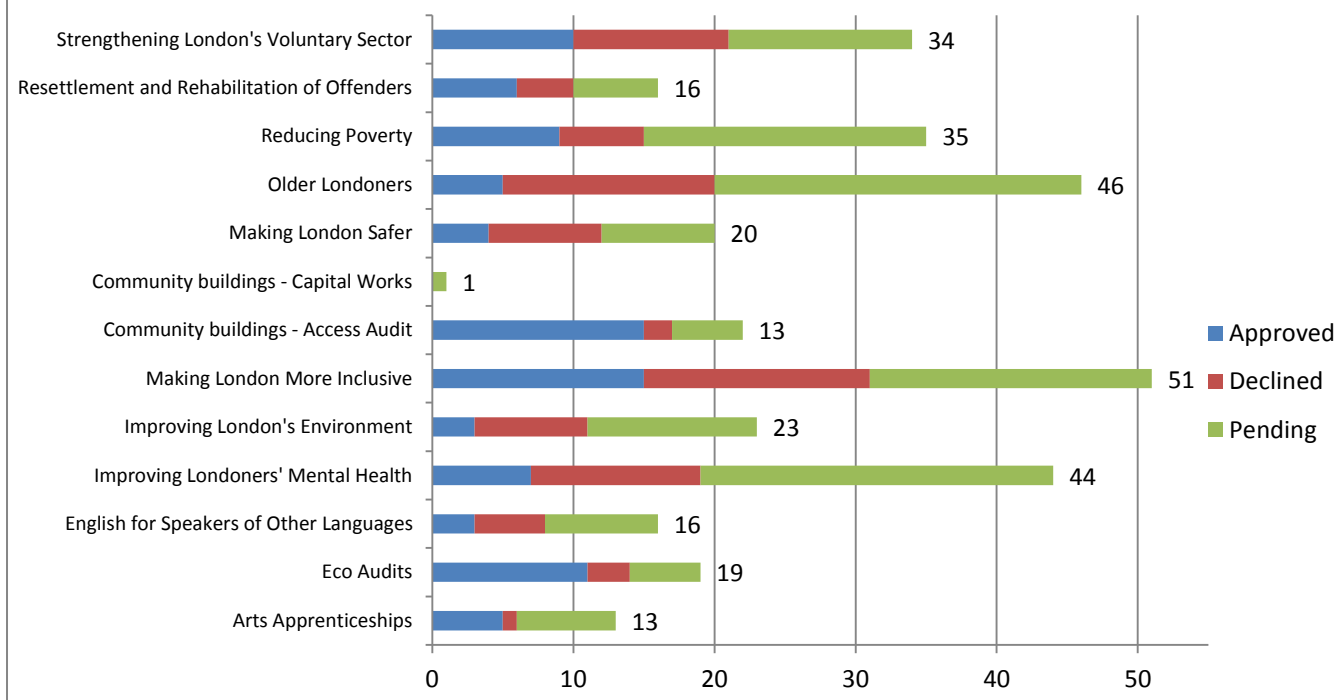
Chart 3: Applications received by month and action taken since Investing in Londoners launch in September 2013



	2013				2014							
	Sep	Oct	Nov	Dec	Jan	Feb	Mar	April	May	June	July	Aug
Grand Total	2	13	23	30	34	44	33	30	36	29	42	15
Pending	0	0	0	0	2	9	21	14	28	27	40	15
Declined	1	9	10	13	14	20	6	9	7	1	1	0
Approved	1	4	13	17	18	15	6	7	1	1	1	0

4.3 Chart 4 summarises the number of applications received by outcome area since Investing in Londoners was launched in September 2013 (excluding strategic initiatives and partnership programmes). As mentioned in paragraph 4.1, applications for decision at today’s meeting are still classified as ‘pending’. In line with the analysis of grants awarded, this shows that there are high numbers of applications under Making London More Inclusive, Older Londoners, Improving Londoner’s Mental Health and Strengthening London’s Voluntary Sector. It is interesting to note the continuing strong number of applications coming through under your new grants programme Reducing Poverty. A proportionally higher rejection rate can be observed under Improving London’s Environment, Older Londoners and Making London More Inclusive. It would be too soon in your grants programmes to draw any conclusions from this. However, your officers will monitor these rates and advise if any adjustments to programmes are found to be necessary.

Chart 4: Investing in Londoners applications received by outcome area and action taken since launch in Sept 2013



Today's applications

5.1 76 applications will be dealt with at today's meeting. Table 3 notes the type of action recommended. Full details of each of these applications are shown in separate sections later on in your papers.

Table 3: Action to be taken on applications today

Action to be taken	Number
Applications recommended for grant	43
Funding approved by delegated authority <£5k (to note)	8
Funding approved by delegated authority <£25k (to note)	2
Applications recommended for rejection	11
Withdrawn applications (to note)	12
Applications lapsed (to note)	0
Total applications	76

Joy Beishon
 Grants Officer
 T: 020 7332 3174
 E: joy.beishon@cityoflondon.gov.uk